


- THD 10%
-
- 0-10V
- : 4kV 6kV
-
- Class I
-
- &
- IP66 UL
- Class 2 & SELV
- Class I Division 2
- 5



EUC-040SxxxDTM000x 40W IP66
THD 10%

90-305 Vac

	1			2			3
					120Vac	220Vac	
500 mA	90 ~ 305 Vac 127 ~ 300 Vdc	40 ~ 80 Vdc	40 W	87%	0.99	0.96	EUC-040S070DTM0004
700 mA	90 ~ 305 Vac 127 ~ 300 Vdc	32 ~ 57 Vdc	40 W	86%	0.99	0.96	EUC-040S070DTM
860 mA	90 ~ 305 Vac 127 ~ 300 Vdc	23 ~ 45 Vdc	39 W	86%	0.99	0.96	EUC-040S110DTM0005 ⁽⁴⁾
1050 mA	90 ~ 305 Vac 127 ~ 300 Vdc	21 ~ 38 Vdc	40 W	85%	0.99	0.96	EUC-040S110DTM0001 ⁽⁴⁾

- 1 UL, FCC : 120-277Vac 127-300Vdc; UL & FCC : 120-240Vac
127-250Vdc
- 2 220 Vac
- 3 SELV
- 4 Class 2

	90 Vac	-	305 Vac	127 ~ 300 Vdc
	47 Hz	-	63 Hz	
	-	-	0.75 MIU	UL8750; 277Vac/ 60Hz
	-	-	0.70 mA	IEC60598-1; 240Vac/ 60Hz
	-	-	0.55 A	100% 120Vac
	-	-	0.30 A	100% 220Vac
(I ² t)	-	-	0.01 A ² s	220Vac 25°C 10%Ipk-10%Ipk = 36 μs
	0.90	-	-	120-277Vac, 50~60Hz, 75%-100% (30~40W)
	-	-	15%	
	-	-	10%	200-240Vac, 50~60Hz, 75%-100% (30~40W)

	-8%lo	-	8%lo	100%
(pk-avg)	-	50%lo	75%lo	100%
	-	5%lo	10%lo	100%
EUC-040S070DTM0004 EUC-040S070DTM EUC-040S110DTM0005 EUC-040S110DTM0001	- - - -	- - - -	100V 100V 60V 60V	
	-	-	± 5.0%	100%
	-	-	± 5.0%	
	-	1.5 s	2.0 s	120Vac, 75%-100%
	-	1.0 s	1.5 s	220Vac, 75%-100%
	-	0.06%/°C	-	= 0°C ~Tc

Cree XLamp XP-G 220Vac 25°C

@120Vac: EUC-040S070DTM0004 EUC-040S070DTM EUC-040S110DTM0005 EUC-040S110DTM0001	84.0% 83.0% 83.0% 82.0%	85.0% 84.0% 84.0% 83.0%	- - - -	100%	25	1.0%	
@220Vac: EUC-040S070DTM0004 EUC-040S070DTM EUC-040S110DTM0005 EUC-040S110DTM0001	86.0% 85.0% 85.0% 84.0%	87.0% 86.0% 86.0% 85.0%	- - - -	100%	25	1.0%	
@277Vac: EUC-040S070DTM0004 EUC-040S070DTM EUC-040S110DTM0005 EUC-040S110DTM0001	86.0% 85.0% 85.0% 84.0%	87.0% 86.0% 86.0% 85.0%	- - - -	100%	25	1.0%	
	-	546,000 Hours	-	220Vac	25	80%	(MIL- HDBK-217F)
	-	93,000 Hours	-	120Vac	80%	75°C	,
	-40 °C	-	+90 °C				
	-40 °C	-	+75 °C	5			: 10% RH to 100% RH.
	-40 °C	-	+85 °C				: 5% RH to 100% RH
(L x W x H) (L x W x H)	3.46 x 2.52 x 1.26 88 x 64 x 32			4.13 x 2.52 x 1.26 105 x 64 x 32			
	-	375 g	-				

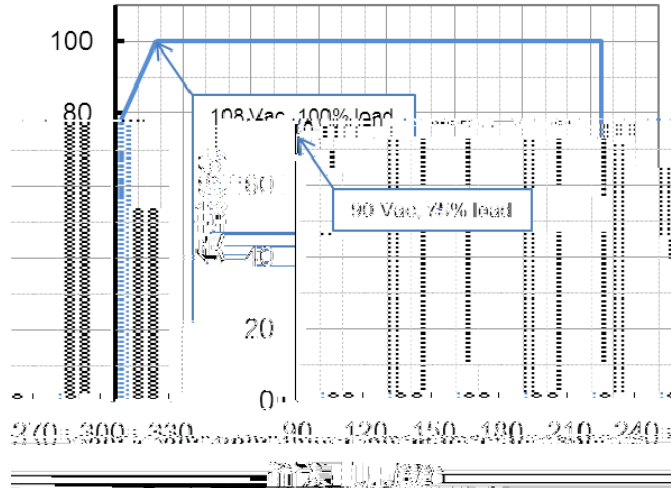
Cree XLamp XP-G 25°C

0~10V	-20 V	-	20 V	
0~10V	0 μA	200 μA	250 μA	
	10%Iomax		100%Iomax	
	0 V	-	10 V	

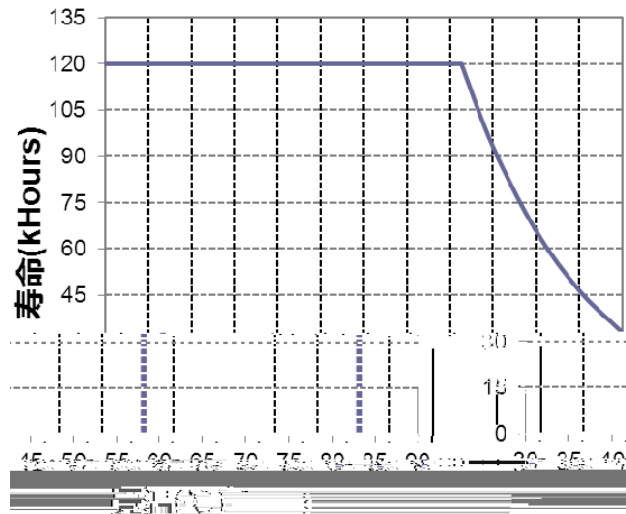
UL/CUL	UL 8750, UL 1310, CAN/CSA-C22.2 No. 250.13, CAN/CSA-C22.2 No. 223-M91
CE	EN 61347-1, EN61347-2-13
KS	KS C 7655
EMI	
EN 55015 ⁽¹⁾	Conducted emission Test & Radiated emission Test
EN 61000-3-2	Harmonic current emissions
EN 61000-3-3	Voltage fluctuations & flicker
FCC Part 15 ⁽¹⁾	ANSI C63.4 Class B
	This device complies with Part 15 of the FCC Rules. Operation is subject to the following two conditions: [1] this device may not cause harmful interference, and [2] this device must accept any interference received, including interference that may cause undesired operation.
EMS	
EN 61000-4-2	Electrostatic Discharge (ESD): 8 kV air discharge, 4 kV contact discharge
EN 61000-4-3	Radio-Frequency Electromagnetic Field Susceptibility Test-RS
EN 61000-4-4	Electrical Fast Transient / Burst-EFT
EN 61000-4-5	Surge Immunity Test: AC Power Line: line to line 4 kV, line to earth 6 kV
EN 61000-4-6	Conducted Radio Frequency Disturbances Test-CS
EN 61000-4-8	Power Frequency Magnetic Field Test
EN 61000-4-11	Voltage Dips
EN 61547	Electromagnetic Immunity Requirements Applies To Lighting Equipment

1 EMI () EMI

降额曲线



寿命 vs. 壳温



_ f • Ž

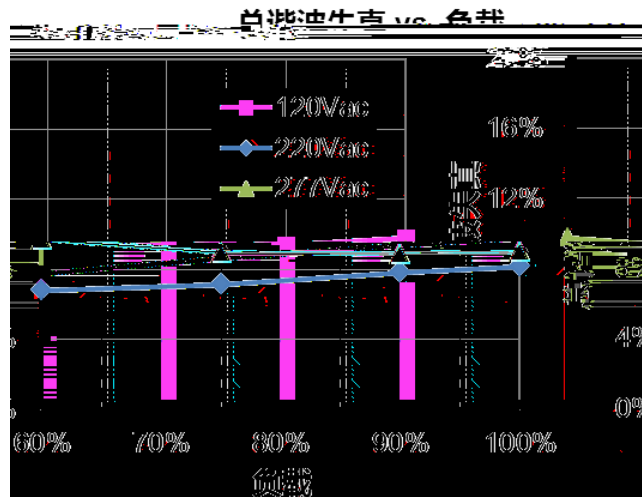
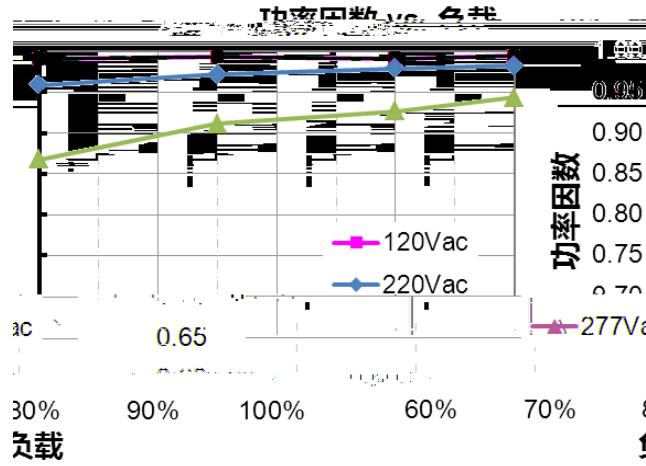
] ´ • Ž

EUC-040S070DTM(lo=700mA)

EUC-040S070DTM0004(lo=500mA)

EUC-040S110DTM0001(lo=1050mA)

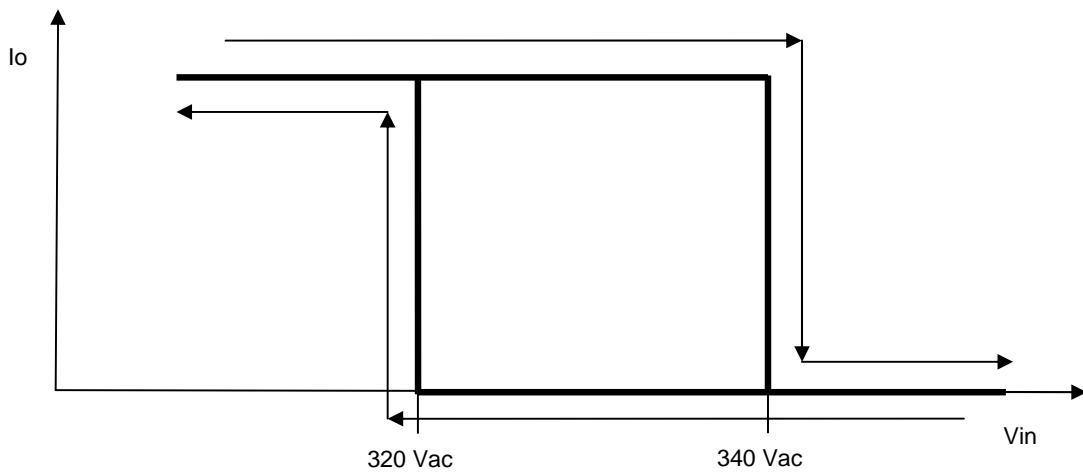
EUC-040S110DTM0005(lo=860mA)



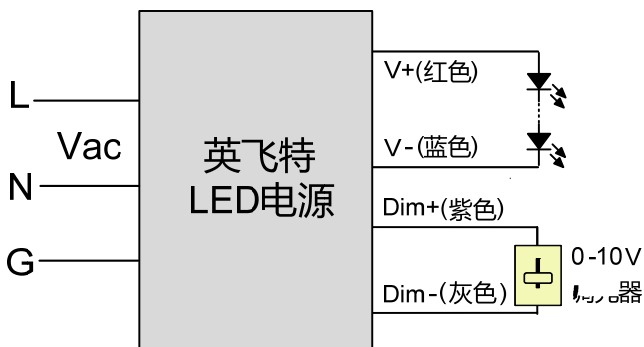
			83± 10V		88± 10V
		330 Vac	340 Vac	350 Vac	
		300 Vac	320 Vac	340 Vac	

		-	-	380 Vac	

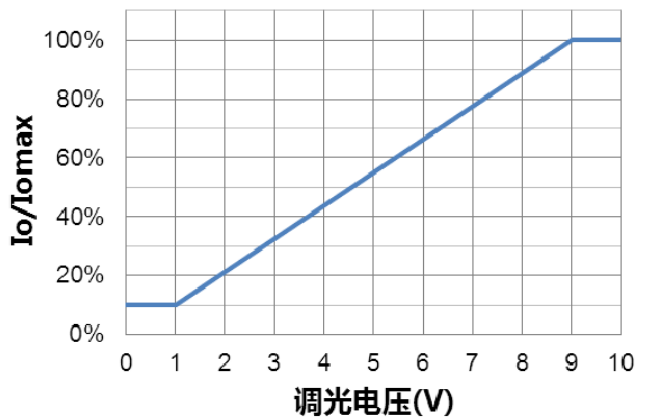
●



● 0-10V



$I_o/I_{o\max}$ vs. 调光电压



1 DC

1. 0-10V
2. Dim- V- V+
3. Dim+

INVENTRONICS

EUC-040SxxxDTM000x

Rev. D

40W IP66

		REV. D
--	--	--------